

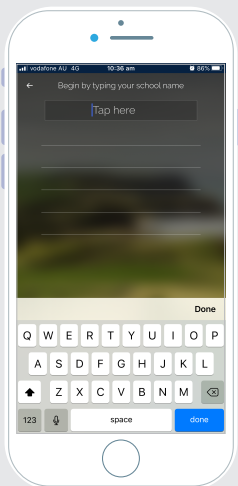


Compass

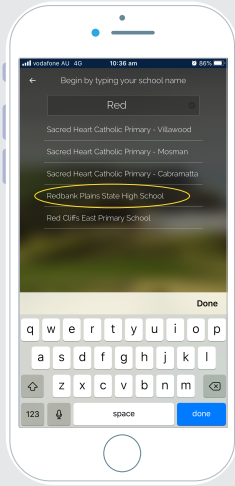
Compass School Manager provides access to school news, events, upcoming assignments and more. This application is designed for staff, students and parents.



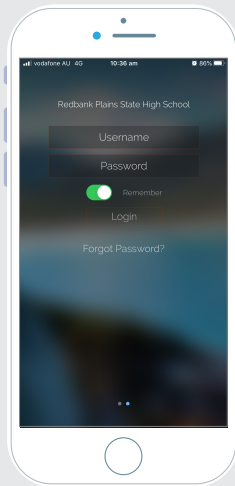
STEP 1 Download the App



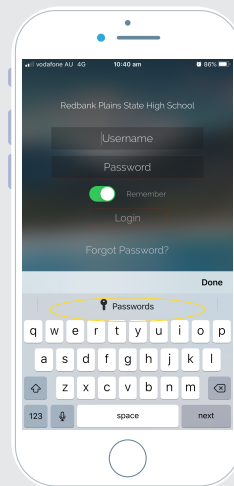
STEP 2
Type in school name:
Redbank Plains State High School



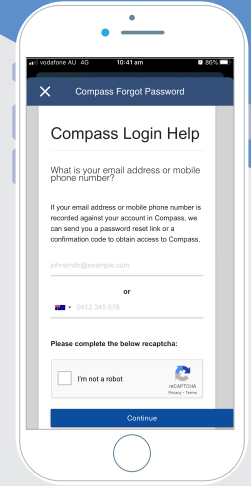
STEP 3
Select School



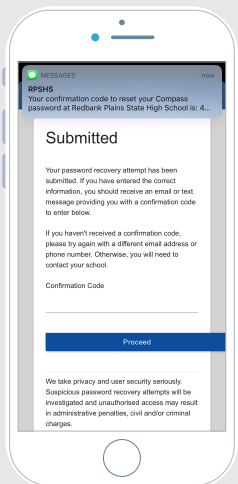
STEP 4
Enter Username:
Username is generated by the school
and emailed to parents/carers



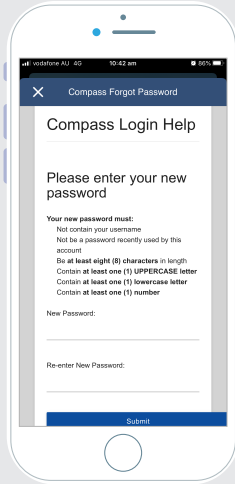
STEP 4
Select "Forgot
Password"



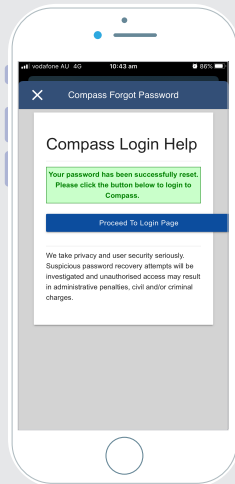
STEP 5
Enter email or phone
number



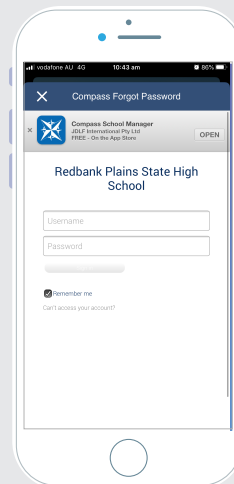
STEP 6
You will receive a text or email
with your confirmation code -
enter code



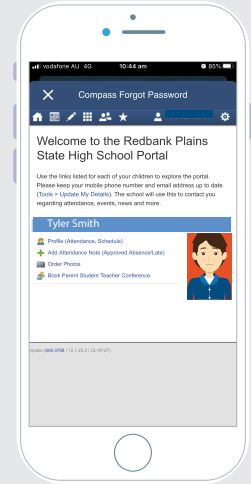
STEP 6
Reset Password



STEP 7
Password has been
successfully reset



STEP 8
Enter username and NEW
Password



STEP 9
Welcome to Compass

PLEASE NOTE:

If you have changed your email or phone number since enrolling your student. Please contact Student Office to update your details to gain access to Compass.

Compass will not be active until your student has commenced school at Redbank Plains State High School

studentoffice@redbankplainsshs.eq.edu.au



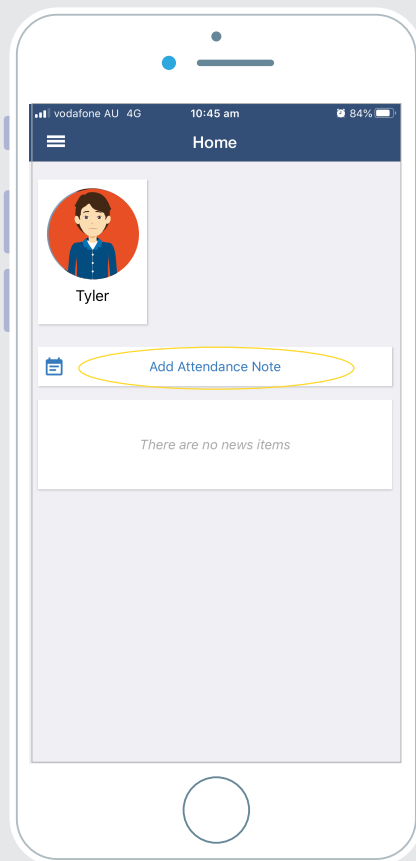


Compass

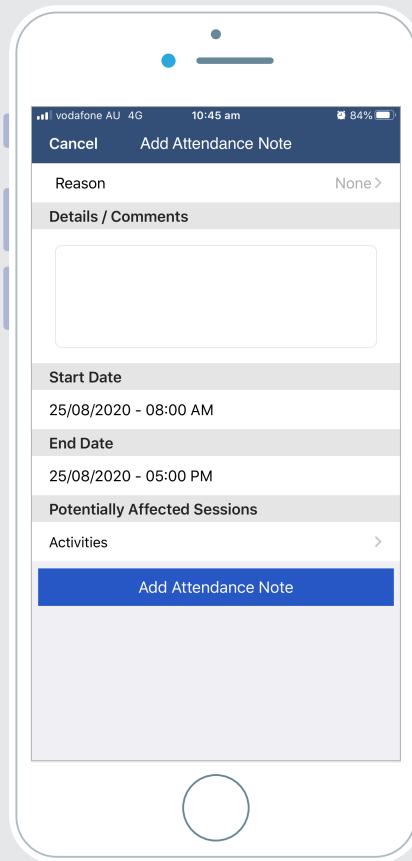
Compass School Manager provides access to school news, events, upcoming assignments and more. This application is designed for staff, students and parents.



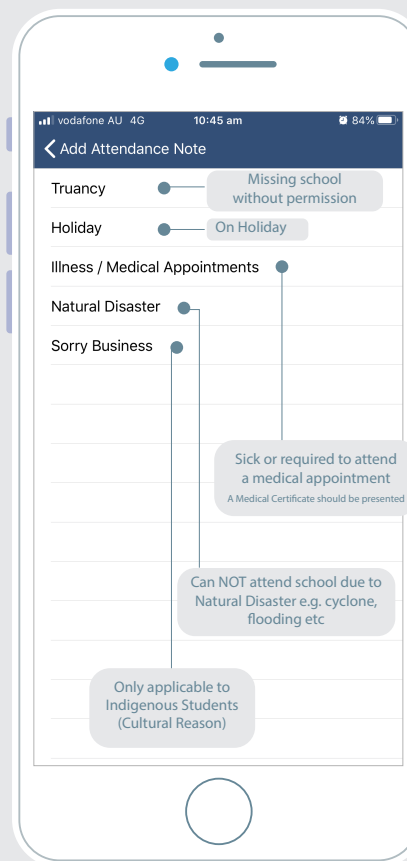
Recording Lateness and Absence



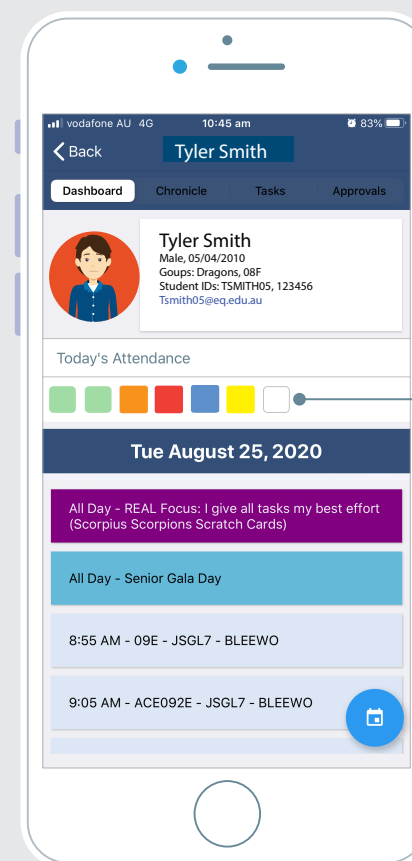
STEP 1
Report absence
or lateness



STEP 2
Enter Details



STEP 3
Select Reason



STEP 4
Now you have advised
your absence

- PRESENT IN CLASS
- EXPLAINED ABSENCE
- UNEXPLAINED ABSENCE
- IN SICK BAY, NON-CLASSROOM
ACTIVITY, MEETING OR
EXCURSION
- LATE TO CLASS